



# Kentucky High School Athletic Association

2280 Executive Drive ° Lexington, KY 40505 ° www.khsaa.org ° (859)299-5472 (859)293-5999 (fax)

To: Superintendent, Principal, and Athletic Director

From: Brigid L. DeVries, Commissioner  
Larry Boucher, Assistant Commissioner *LB*

Date: June 20, 2003

Subject: 2002-2003 Annual Report Forms Submission

School: Gallatin County High School

Enclosed please find a copy of Form T-65, The 2002-2003 Annual Report Forms Checklist. In addition, you may find an attachment with corrected copies of the forms submitted by your school personnel. Please review this information so the forms can be completed accurately in the future. Also, KHSAA Audit Staff may have requested a re-submission of some of the 2002-2003 Annual Report Forms or need additional information on your athletic programs. Please submit this information by the date requested if this is applicable. Copies and all KHSAA Title IX documents must be kept current and included in your permanent Title IX File at the school. All documents are subject to Open Records Requests.

Should you need any further information, please do not hesitate to call anytime.



**MEMORANDUM**

TO: KHSAA Member School Superintendents, Principals, and Athletic Directors

FROM: Brigid L. DeVries, Commissioner  
Larry Boucher, Executive Assistant Commissioner *LB*

DATE: May 2, 2003

RE: 2003 Title IX Forms Submission

School	Gallatin County High School	Reviewed by	Martha Mullins
--------	-----------------------------	-------------	----------------

The following is a status report regarding the required 2002 - 2003 Title IX submission of forms due in to the KHSAA office by April 15, 2003. Appropriate audit personnel have reviewed these forms and the following is a summary of this review.


I. Checklist of Forms properly submitted in a satisfactory manner:

✓	GE 19 (Annual Verification)		T-35 (Budget Expenses)
✓	T-1 (Summary Program Chart 1)		T-36 (Budget Expenses)
✓	T-2 (Summary Program Chart 2)	✓	T-41 (Checklist - Overall Interscholastic Program)
	T-3 (Summary Program Chart 3)	✓	T-60 (Corrective Action Plan)
✓	T-4 (Summary Program Chart 4)	✓	T-63 (Interscholastic Survey Results)

II. Status

A.		2002 - 2003 Forms are satisfactory and no further information or action is necessary at this time.
B.	✓	Errors have been noted with respect to the following forms and corrected copies are being returned to you for placement in your Title IX file to ensure proper submission in the future. <ul style="list-style-type: none"> <li>Form T-3 did not specify sports where "yes" was recorded * (see below)</li> </ul>
C.	✓	The following forms were omitted and must be submitted by school representatives. <ul style="list-style-type: none"> <li>Submit Form T-36 by <b>July 15, 2003</b>.</li> </ul>
D.	✓	Other Recommendation and Comments: <ul style="list-style-type: none"> <li>* - Record the name(s) of the sports on Form T-3 in the school's permanent Title IX file.</li> <li>Indicate on Forms T-35 and T-36 under "Travel" either dollar amounts for all sports or further information. Submit by <b>July 15, 2003</b>.</li> </ul>





**MEMORANDUM**

To: KHSAA Member School Superintendents, Principals, and Athletic Directors

From: Brigid L. DeVries, Commissioner  
Larry Boucher, Assistant Commissioner

Date: May 2, 2003

Re: 2003 Title IX Forms Submission

School	<u>GALLATIN COUNTY HIGH SCHOOL</u>	Reviewed by	<u>MARTHA MULLINS</u>
--------	------------------------------------	-------------	-----------------------

The following is a status report regarding the required 2002-2003 Title IX submission of forms which were due in to the KHSAA office by April 15, 2003. Appropriate audit personnel have reviewed these forms and the following is a summary of this review.

I. Checklist of Forms properly submitted in a satisfactory manner:

✓	GE 19 (Annual Verification)		T-35 (Budget Expenses)
✓	T-1 (Summary Program Chart 1)		T-36 (Budget Expenses)
✓	T-2 (Summary Program Chart 2)	✓	T-41 (Checklist – Overall Interscholastic Program)
	T-3 (Summary Program Chart 3)	✓	T-60 (Corrective Action Plan)
✓	T-4 (Summary Program Chart 4)	✓	T-63 (Interscholastic Survey Results)

II. Status

A.		2002-2003 Forms are satisfactory and no further information or action is necessary at this time.
B.	<i>OK</i> ✓	Errors have been noted with respect to the following forms and corrected copies are being returned to you for placement in your Title IX file to ensure proper submission in the future. <i>Form T-3 did not specify sports where "fee" was recorded (see below)</i>
C.	<i>OK</i> ✓	The following forms were omitted and must be submitted by school representatives. <i>Form T-36, Submit by June 30, 2003.</i>
D.		Other Recommendation and Comments: <i>* Record the name(s) of the sports on Form T-3 in the school's permanent Title IX file. Indicate on Forms T-35 &amp; T-36 under "Travel"</i>

*OK either dollar amounts for all sports, or further information. Submit by June 30, 2003.*



**2002-2003 KENTUCKY HIGH SCHOOL ATHLETIC ASSOCIATION  
ANNUAL VERIFICATION OF TITLE IX PROCEDURES  
(To be submitted by April 15, 2003 along with other required forms)**

The Gallatin County High School, Warsaw, Kentucky  
(Name of High School) (City)

certifies to the Kentucky High School Athletic Association that the following is an accurate and true representation of the facts surrounding compliance with 20 U.S.C. Sections 1681-1688, et. Seq. (also known as Title IX)

**I certify the following provisions in accordance with records at the school contained in the permanent Title IX file, and to the best of my knowledge have completed the following tasks. (All boxes must be checked)**

- Established a gender equity committee at the high school. (list committee personnel and provide attachment if necessary)

Name	Address	Phone	Title
Linda Edmondson	P. O. Box 126, Warsaw, KY 41095	567-6229	Coordinator, A.D., Softball & Girls; Golf Coach
Jon Jones	P. O. Box 146, Warsaw, KY 41095	567-2773	A.D., Boys' Basketball, Golf & Baseball Coach
Josh Hurt	P. O. Box 146, Warsaw, KY 41095	567-6036	Girls' Basketball and JV Baseball Coach
Brenda Alexander	P. O. Box 1102, Warsaw, KY 41095	567-2778	Girls' JV Softball Coach
Chris Nethery	P. O. Box 149, Warsaw, KY 41095	567-5791	Freshman Boys' Coach
Zac Miles	715 Main Cross, Warsaw, KY 41095	567-5059	Student Athlete
Sheena Davis	Rt. 1 Sanders, KY 41083	567-2629	Student Athlete
Joey Alexander	P.O. Box 1102, Warsaw, KY 41095	567-2778	Parent

- Scheduled a minimum of three meetings during the 2002-2003 school year on the following dates:  
October 14, 2002  
November 25, 2002  
March 19, 2003

- Designated the following person(s) as the Title IX coordinator for the school/district:

<u>Linda Edmondson</u>	<u>A.D., Coach</u>	<u>P.O. 126, Warsaw, KY 41095</u>	<u>567-6229</u>
Name	Title	Address	Phone

- School personnel are continuing to make periodic reviews of the boys and girls athletics program reflected in the Corrective Action Plan.

- In addition to the above information, the above referenced school maintains a complete permanent file relative to Title IX records including copies of the self-assessment audit, all corrective action plans, and other related materials.

*[Signature]*  
Principal's Signature

3-24- 2003  
Date

*[Signature]*  
Superintendent Signature

*[Signature]*  
School Board Chairpersons' Signature

*(Send original copy to KHSAA - Maintain duplicate in Title IX school folder)*

**2002-2003**  
**ACCOMMODATION OF INTERESTS AND ABILITIES**  
**SUMMARY PROGRAM CHART 1**

KHSA  
Form T1  
Rev. 9/02

**Participation Opportunities Test One**

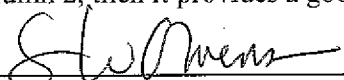
		(Column 1)	(Column 2)	(Column 3)	(Column 4)
	Program	Enrollment	Percentage of Total Enrollment	Number of Interscholastic Participants (double and triple count)	Percentage of Total Participation
Row 1	GIRLS	205	56.32	127	57.73
Row 2	BOYS	159	43.68	93	42.27
Row 3	Totals	364	100%	220	100%

Instructions:

\*Number of 8<sup>th</sup> grade students & below used in Column 4 calculations if applicable: 78

- Determine the total number of girls enrolled, (place in Row 1, Column 1). Determine the total number of boys enrolled, (place in Row 2, Column 1).
- Add the total number of girls and boys enrolled to determine total enrollment, (place in Row 3, Column 1).
- Calculate the percentage of total enrollment that is female. (Divide Row 1, Column 1 by row 3, Column 1 and place in Row 1, Column 2.) Calculate the percentage of total enrollment that is male. (Divide Row 2, Column 1 by Row 3, Column 1 and place in Row 2, Column 2.) Note: Row 1, Column 2 plus Row 2, Column 2 should total 100%.
- Ask the head coaches to review the most updated eligibility or squad lists for their teams. Ask coaches to confirm the names of those individuals who are on the team as of the first **date of competition**, and cross out the names of those who were cut from the team or quit the team prior to the first competitive event. Determine the total number of interscholastic athletics participants that are girls, (and place in Row 1, Column 3). In order to determine the total number of athletics participants, an individual should be counted each time he or she participates on a team. For example, if Jane Doe competes on the varsity volleyball team, the junior varsity volleyball team, the junior varsity basketball team, and the varsity softball team, she should be counted as four participants (**do not include club or intramural sports participants, cheerleaders, dance teams, or pom squads**). Calculate the same way for boys and girls. \* In addition, should 8<sup>th</sup> grade students and below play on a Freshman, Junior Varsity, or Varsity team, they should also be counted for each team and sport on which they participate. If applicable, please asterisk the above notation as to how many 8<sup>th</sup> grade students & below are included in the totals. Using the same procedure, determine the total number of interscholastic athletic participants that are boys, (and place in Row 2, Column 3). Add Row 1, Column 3 plus Row 2, Column 3 to get total participants and place in Row 3, Column 3.
- Calculate the percentage of female participation. (Row 1, Column 3 divided by Row 3, Column 3 and place in Row 1, Column 4.) Calculate the percentage of male participation. (Row 2, Column 3 divided by Row 3, Column 3 and place in Row 2, Column 4.) Note: Row 1, Column 4 plus Row 2, Column 4 should total 100%.

Note: While being within three percent is not a formal compliance standard; if the percent listed in Row 1, Column 4 is within 3% of Row 1, Column 2, then it provides a good target within which compliance is likely.

Principal's Signature:  Date: 3-24-03

**2002-2003**  
**ACCOMMODATION OF INTERESTS AND ABILITIES**  
**SUMMARY PROGRAM CHART 2**

KHSA  
Form T  
Rev. 9/0

**Participation Opportunities Test Two**

		Column 1	Column 2	Column 3	Column 4	Column 5
Program		Number of Teams Currently Offered	Number of Participants	Number of Teams Added in Last Five Years	Number of Participants Added in Last Five Years	Percent of Total Participation By Sex Added in Last 5 Years
<b>GIRLS</b>	Row 1	varsity:	5	56	0	
	Row 2	j.v.:	4	59	0	
	Row 3	frosh:	1	12	1	
	Row 4	total:	10	127	1	09
<b>BOYS</b>	Row 5	varsity:	5	46	0	
	Row 6	j.v.:	4	36	0	
	Row 7	frosh:	1	11	1	
	Row 8	total:	10	93	1	11.12

- 1) For Column 1, list the number of interscholastic teams offered for girls and boys at each competitive level (varsity, junior varsity, and freshman). For girls, total each of the entries in Rows 1, 2, and 3 into Row 4. For boys, total Rows 5, 6, and 7 into Row 8.
- 2) For Column 2, list the number of participants at each level. For girls, total each of the entries in Rows 1, 2, and 3 into Row 4. For boys, total Rows 5, 6, and 7 into Row 8. **Note:** The totals in Row 4 for girls and in Row 8 for boys must be the same as the totals in Form T-1, Column 3, Rows 1 and 2 respectively.
- 3) For Column 3, list the number of interscholastic teams that have been added in the last five years at each competitive level. Count each team added during the 5 year period only one time. e.g. Girl's junior varsity soccer was added 3 years ago, count the team only once, not 3 times. For girls, total the entries in Rows 1, 2, and 3 into Row 4. For boys, total Rows 5, 6, and 7 into Row 8.
- 4) For Column 4, list the number of participants that are currently on each level of the teams that were added in the last five years. If a team was added previously but no longer exists, there are no current participants to be added for that team. For girls, total the entries in Rows 1, 2, and 3 into Row 4. For boys, total Rows 5, 6, and 7 into Row 8.
- 5) For Column 5, calculate the percentage of participants that have been added in the last five years. For girls, take the number in Column 4, Row 4 and divide by the number in Column 2, Row 4. For boys, take the number in Column 4, Row 8 and divide it by the number in Column 2, Row 8.

Note: If the percentage of current participants added in the last five years is 25% or greater, compliance with test two may be possible. If less than 25%, then compliance with test three should be analyzed. **CAUTION:** 25% is not a formal compliance standard.

Principal's Signature:  Date: 3-24-03

**2002-2003**  
**ACCOMMODATION OF INTERESTS AND ABILITIES**  
**SUMMARY PROGRAM CHART 3**

**Participation Opportunities Test Three**

For any question answered "YES" identify the respective sport(s).

	<b>GIRLS</b> (Yes / No)		<b>BOYS</b> (Yes / No)
1. For a sport not currently played at the interscholastic level (varsity, junior varsity, or freshman) in your school, is there an intramural team offered for that sport?	<b>NO</b>		<b>NO</b>
2. For a sport <u>not</u> currently offered in your interscholastic athletics program, is there sufficient interest to form a viable interscholastic team based on participation on an intramural team or community recreation teams?	<b>YES</b>		<b>YES</b>
3. For a sport <u>not</u> currently offered, is there sufficient interest to form a viable interscholastic team based on student responses from the interscholastic survey?	<b>YES</b>		<b>YES</b>
4. For a sport currently offered at the varsity level only, is there sufficient interest to form a viable team for a junior varsity, or freshman team that is not currently offered?	<b>YES</b>		<b>YES</b>
5. For a sport currently offered at the junior varsity or freshman level is there sufficient interest to form a varsity team not currently offered?	<b>YES</b>		<b>YES</b>
6. If you answered YES to question (1), (2), (3), (4), or (5), are there enough high schools in your geographic area offering the sport (at the appropriate level) to allow for the development of a reasonable schedule of competition?	<b>YES</b>		<b>YES</b>

Principal's Signature: 

Date: 3-24-03






2002-2003

**BUDGETED AND ACTUAL EXPENDITURES - PROGRAM COMPARISON CHART**

KHSAA  
Form T35  
REV. 10/02

1. Budget and expenditures on this 2002-2003 year report due by April 15, 2003, should reflect the total monies budgeted and spent for the entire year of 2001-2002 ending June 30, 2002.
2. "B" is for budgeted dollar amounts and "E" is for actual dollar expenditures.
3. Booster Club Funding/Contributions must be included in the expenditures total.

**Principal's Signature:**



**Date:**

3-24-03

**TO INCLUDE BOOSTER CLUB FUNDING**

	equipment and supplies		travel		awards		coaches' salaries (to include supplemental and extended employment)		facilities improvements		publications (if sport-specific)	
	B	E	B	E	B	E	B	E	B	E	B	E
G basketball	300.00	0	0	0	125.00	90.87	8,626.00	8,626.00	0	0	NA	NA
B basketball	300.00	0	0	0	125.00	90.87	8,626.00	8,626.00	0	0	NA	NA
G softball	200.00	179.80	800.00	0	100.00	76.89	3,063.00	3,063.00	0	0	NA	NA
B baseball	200.00	187.80	800.00	780.78	100.00	76.89	3,063.00	3,063.00	0	0	NA	NA
G cross country	100.00	89.90	0	0	60.00	34.95	583.00	583.00	0	0	NA	NA
B cross country	100.00	89.90	0	0	60.00	34.95	583.00	583.00	0	0	NA	NA
G golf	0	0	200.00	186.20	60.00	34.95	816.00	816.00	0	0	NA	NA
B golf	0	0	200.00	0	60.00	34.95	816.00	816.00	0	0	NA	NA
G soccer	NA	NA	NA	NA	NA	NA	NA	NA	NA	NA	NA	NA
B soccer	NA	NA	NA	NA	NA	NA	NA	NA	NA	NA	NA	NA
G swimming	NA	NA	NA	NA	NA	NA	NA	NA	NA	NA	NA	NA
B swimming	NA	NA	NA	NA	NA	NA	NA	NA	NA	NA	NA	NA

1. Budget and expenditures on this 2002-2003 year report due by April 15, 2003, should reflect the total monies budgeted and spent for the entire year of 2001-2002 ending June 30, 2002.

2. "B" is for budgeted dollar amounts and "E" is for actual dollar expenditures.

3. Booster Club Funding/Contributions must be included in the expenditures total.

*S. Swann*

Principal's Signature: \_\_\_\_\_ Date: 3-24-03

**TO INCLUDE BOOSTER CLUB FUNDING**

	equipment and supplies		travel		awards		coaches' salaries (to include supplemental and extended employment)		facilities improvements		publications (if sport-specific)	
	B	E	B	E	B	E	B	E	B	E	B	E
G basketball	300.00	0	0	0	125.00	90.87	8,626.00	8,626.00	0	0	NA	NA
B basketball	300.00	0	0	0	125.00	90.87	8,626.00	8,626.00	0	0	NA	NA
G softball	200.00	179.80	800.00	0	100.00	76.89	3,063.00	3,063.00	0	0	NA	NA
B baseball	200.00	187.80	800.00	780.78	100.00	76.89	3,063.00	3,063.00	0	0	NA	NA
G cross country	100.00	89.90	0	0	60.00	34.95	583.00	583.00	0	0	NA	NA
B cross country	100.00	89.90	0	0	60.00	34.95	583.00	583.00	0	0	NA	NA
G golf	0	0	200.00	186.20	60.00	34.95	816.00	816.00	0	0	NA	NA
B golf	0	0	200.00	0	60.00	34.95	816.00	816.00	0	0	NA	NA
G soccer	NA	NA	NA	NA	NA	NA	NA	NA	NA	NA	NA	NA
B soccer	NA	NA	NA	NA	NA	NA	NA	NA	NA	NA	NA	NA
G swimming	NA	NA	NA	NA	NA	NA	NA	NA	NA	NA	NA	NA
B swimming	NA	NA	NA	NA	NA	NA	NA	NA	NA	NA	NA	NA

1. Budget and expenditures on this 2002-2003 year report due by April 15, 2003, should reflect the total monies budgeted and spent for the entire year of 2001-2002 ending June 30, 2002.

2. "B" is for budgeted dollar amounts and "E" is for actual dollar expenditures.

3. Booster Club Funding/Contributions must be included in the expenditures total.

Principal's Signature: *S. Swann* Date: 3-24-0



**2002-2003  
TITLE IX  
CORRECTIVE ACTION PLAN**

School Name: Gallatin County High School  
 School Year: 2002-2003  
 Principal's Signature: *Stu Owen*  
 Date: 3-24-03

To complete this form, indicate the intended area which needs corrective action, the suggested change and time table for implementation. You may copy this form as needed. Please attach corrective action plans along with audit forms and submit by April 15, 2003.

ITEM FOR CORRECTION	SUGGESTED CHANGE	TIME TABLE FOR CORRECTIVE ACTION
We do not currently own our softball field.	Build a new field and continue the agreement with the Gallatin County Recreational and Parks Board. Continue equal maintenance of both fields (softball & baseball).	Current District plans allow for a new softball field to be completed by the 2003-2004 season.

▪ An explanation (status report) is needed for all areas identified previously as items for correction as well as all areas currently identified as items for correction. This form shall be typed.

Principal's Signature: *Stu Owen* Date: 3-24-03



## 2002-2003 INTERSCHOLASTIC ATHLETICS SURVEY

### Summary of Student Responses

School Name: Gallatin County High  
School Enrollment: 364  
Date: 3/6/03  
Completed By: Linda Edmondson

#### Instructions:

1. Summarize the Student Athletics Interest Surveys Form T-61 by listing the total number of responses on the line next to each sport.
2. Under the Other Category please provide a listing of the sports as well as the number of students who are interested in participating.
3. Please sign and date the Summary Form (T-63) and mail the Summary Form only to the KHSAA by April 15, 2003. Do not mail the student surveys (Form T-61). However, these Forms should be maintained in your files in the event they are requested subsequently.

364 Number of Surveys  
284 Total Returned  
9-12 Grades Surveyed

How Was The Survey Administered? Homeroom Classes  
(e.g. was it given in all English classes, or all home rooms, or advisee/advisor?)

#### Fall Sports (List Total Number of Participation Responses)

19 Cross Country (Girls)  
12 Cross Country (Boys)  
5 Field Hockey (Girls)  
101 Football (Boys)  
10 Golf (Girls)  
6 Golf (Boys)  
47 Soccer (Girls)  
14 Soccer (Boys)  
86 Volleyball (Girls)  
5 Volleyball (Boys)

#### Winter Sport (List Total Number of Participation Responses)

40 Basketball (Girls)  
45 Basketball (Boys)  
59 Gymnastics (Girls)  
26 Indoor Track (Girls)  
20 Indoor Track (Boys)  
40 Swimming & Diving (Girls)  
8 Swimming & Diving (Boys)  
59 Wrestling (Boys)

Spring Sport (List Total Number of Participation Responses)

- 51 Baseball (Boys)
- 36 Fast Pitch Softball (Girls)
- 32 Slow Pitch Softball (Girls)
- 22 Tennis (Girls)
- 13 Tennis (Boys)
- 27 Track (Girls)
- 16 Track (Boys)

Other Sports (From Student Survey T-61 Question 10)

Name of Sport	Number of Students Interested In Participating
NA	

Number of Students who participate in Intramural Sports.  
(From Student Survey T-61 Question 5)

<u>Sport</u>	<u>Number</u>
NA	

List Intramural Sports students are interested in adding:  
(From Student Survey T-61 Question 6)

<u>Sport</u>	<u>Number</u>
NA	

Participation in Non-School Sports Activities  
 (From Student Survey T-61 Question 7)

<u>Sport</u>	<u>Number</u>
NA	

Reasons for not participating in interscholastic athletics.  
 (From Survey Question 8)

Response	Number
23 Prefer other activities such as band, chorus, etc.	
51 I don't have time	
13 The practice schedules and game times are inconvenient	
59 The sport I like isn't offered	
14 It's too expensive	
7 I prefer to participate in club or intramural sports	
46 Working	
31 Other	

Student Suggestions to encourage participation

---



---



---



---



---

  
 Principal's Signature

3-24-03  
 Date

**2002-2003  
TITLE IX  
CORRECTIVE ACTION PLAN**

School Name: Gallatin County  
 School Year: 2002-2003  
 Principal's Signature: *M. H. H. H.*  
 Date: 6/20/03

To complete this form, indicate the intended area which needs corrective action, the suggested change and time table for implementation. You may copy this form as needed. Please attach corrective action plans along with audit forms and submit by April 15, 2003.

ITEM FOR CORRECTION	SUGGESTED CHANGE	TIME TABLE FOR CORRECTIVE ACTION
The interscholastic survey indicates that girls would like to see volleyball added as a sport.	Begin intramural competition in the spring of 2003. Then begin interscholastic competition in the fall of 2003.	Fall 2003
The interscholastic survey indicates that girls would like to see soccer added as a sport.	Begin purchasing equipment in the spring of 2003. Then begin planning for intramural competition by 2005.	Fall 2005

*Revised  
plan  
OK  
M  
6/20*

▪ An explanation (status report) is needed for all areas identified previously as items for correction as well as all areas currently identified as items for correction. This form shall be typed.

Principal's Signature: *M. H. H. H.* Date: 20 Jun 2003

Timeline for adding volleyball and soccer as interscholastic sports at Gallatin County High School:

Volleyball

Spring 2003

Add volleyball as an intramural sport.

Fall 2003

Add volleyball as an interscholastic sport.

Soccer

Spring 2003

Begin purchasing equipment for soccer.

Fall 2005

Begin planning soccer as an intramural sport.

*According to  
Test 1, school  
is not required  
to add these sports  
to meet compliance  
standards. This  
was not commu-  
nicated to the  
school, however.*

*h<sup>2</sup>  
4/30*



## Prime Time Contest for Girls' Basketball

Due to the fact that contracts have already been agreed upon and signed for the 2003-2004 school year, we will address this issue as soon as the current contracts expire.

*Date not  
submitted as  
requested -  
H2  
6/30*

**2002-2003**  
**ACCOMMODATION OF INTERESTS AND ABILITIES**  
**SUMMARY PROGRAM CHART 3**

**Participation Opportunities Test Three**

For any question answered "YES" identify the respective sport(s).

	GIRLS (Yes / No)		BOYS (Yes / No)
1. For a sport not currently played at the interscholastic level (varsity, junior varsity, or freshman) in your school, is there an intramural team offered for that sport?	NO		NO
2. For a sport <u>not</u> currently offered in your interscholastic athletics program, is there sufficient interest to form a viable interscholastic team based on participation on an intramural team or community recreation teams?	YES Volleyball Soccer		YES Football
3. For a sport <u>not</u> currently offered, is there sufficient interest to form a viable interscholastic team based on student responses from the interscholastic survey?	YES Volleyball Soccer		YES Football
4. For a sport currently offered at the varsity level only, is there sufficient interest to form a viable team for a junior varsity, or freshman team that is not currently offered?	NO		NO
5. For a sport currently offered at the junior varsity or freshman level is there sufficient interest to form a varsity team not currently offered?	NO		NO
6. If you answered YES to question (1), (2), (3), (4), or (5), are there enough high schools in your geographic area offering the sport (at the appropriate level) to allow for the development of a reasonable schedule of competition?	YES		YES

Principal's Signature:



Date:

8-28-03

TOTAL G = 20,351 (5590)  
 B = 16,920 (4392)

OK  
 2/11/03/03

**2002-2003 TO INCLUDE BOOSTER CLUB FUNDING**

*Yallatin County High School*

	equipment and supplies		travel		awards		coaches' salaries (to include supplemental and extended employment)		facilities improvements		publications (if sport-specific)	
	B	E	B	E	B	E	B	E	B	E	B	E
<i>Participation ratio</i> G = 58% B = 42%	300.00	0	3000.00	1938.49	125.00	90.87	8,626.00	8,626.00	0	0	NA	NA
	300.00	0		0	125.00	90.87	8,626.00	8,626.00	0	0	NA	NA
	200.00	179.80	4000.00	1938.37	100.00	76.89	3,063.00	3,063.00	0	0	NA	NA
	200.00	187.80	4000.00	359.83	100.00	76.89	3,063.00	3,063.00	0	0	NA	NA
	100.00	89.90	1200.00	969.18	60.00	34.95	583.00	583.00	0	0	NA	NA
	100.00	89.90	1200.00	969.18	60.00	34.95	583.00	583.00	0	0	NA	NA
	0	0	800.00	621.69	60.00	34.95	816.00	816.00	0	0	NA	NA
	0	0	800.00	698.76	60.00	34.95	816.00	816.00	0	0	NA	NA
	NA	NA	NA	NA	NA	NA	NA	NA	NA	NA	NA	NA
	NA	NA	NA	NA	NA	NA	NA	NA	NA	NA	NA	NA
	NA	NA	NA	NA	NA	NA	NA	NA	NA	NA	NA	NA
	NA	NA	NA	NA	NA	NA	NA	NA	NA	NA	NA	NA

1. Budget and expenditures on this 2002-2003 year report due by April 15, 2003, should reflect the total monies budgeted and spent for the entire year 2001-2002 ending June 30, 2002.
2. "B" is for budgeted dollar amounts and "E" is for actual dollar expenditures.
3. Booster Club Funding/Contributions must be included in the expenditures total.

G = 14,115  
 B = 14,115  
 28,230

Date: 8-28-03

Principal's Signature: *[Signature]*

**BUDGETED AND ACTUAL EXPENDITURES - PROGRAM COMPARISON CHART 2  
TO INCLUDE BOOSTER CLUB FUNDING**

Teams	equipment and supplies		travel		awards		coaches' salaries (to include supplemental and extended employment)		facilities improvements		publications (if sport-specific)	
	B	E	B	E	B	E	B	E	B	E	B	E
G track	NA	NA	NA	NA	NA	NA	NA	NA	NA	NA	NA	NA
B track	NA	NA	NA	NA	NA	NA	NA	NA	NA	NA	NA	NA
G tennis	200.00	0	250.00	232.92	40.00	27.96	1027.00	1027.00	0	0	NA	NA
B tennis	200.00	0	250.00	232.92	40.00	27.96	1027.00	1027.00	0	0	NA	NA
G volleyball	NA	NA	NA	NA	NA	NA	NA	NA	NA	NA	NA	NA
B wrestling	NA	NA	NA	NA	NA	NA	NA	NA	NA	NA	NA	NA
G (list sport)	NA	NA	NA	NA	NA	NA	NA	NA	NA	NA	NA	NA
B (football)	NA	NA	NA	NA	NA	NA	NA	NA	NA	NA	NA	NA
G (list sport)	NA	NA	NA	NA	NA	NA	NA	NA	NA	NA	NA	NA
B (list sport)	NA	NA	NA	NA	NA	NA	NA	NA	NA	NA	NA	NA

1. Budget and expenditures on this 2002-2003 year report due by April 15, 2003, should reflect the total monies budgeted and spent for the entire year of 2001-2002 ending June 30, 2002.

2. "B" is for budgeted dollar amounts and "E" is for actual dollar expenditures.

3. Booster Club Funding/Contributions must be included in the expenditures total.

*[Handwritten Signature]*

Principal's Signature:

Date:

*8-28-03*